



Q1 2026 COST OF CONSTRUCTION: Market Trends & Analysis

Building at the right moment ensures maximum investment value. Centrex monitors market trends and provides expert insights to navigate construction complexities.

COST INDEXES

Building Cost Index

ANNUAL 2026 INFLATION RATE

+4.0

1913=100	INDEX VALUE	MONTH	YEAR
BUILDING COST	8802.97	+0.0%	+4.0%
SKILLED LABOR	12489.85	+0.0%	+2.5%
WAGE \$/HR.	69.32	+0.0%	+2.5%

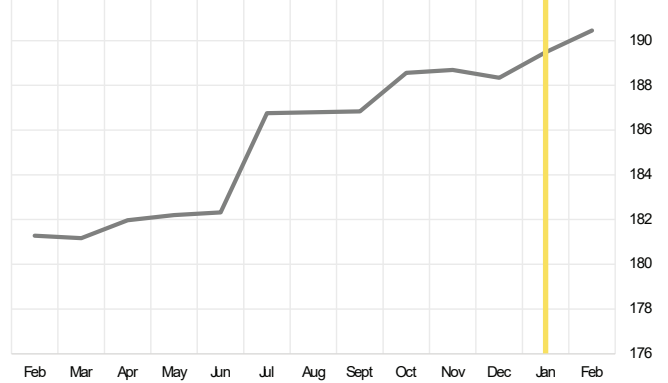
ENR Construction Economics Report

1-YEAR STEEL MARKET



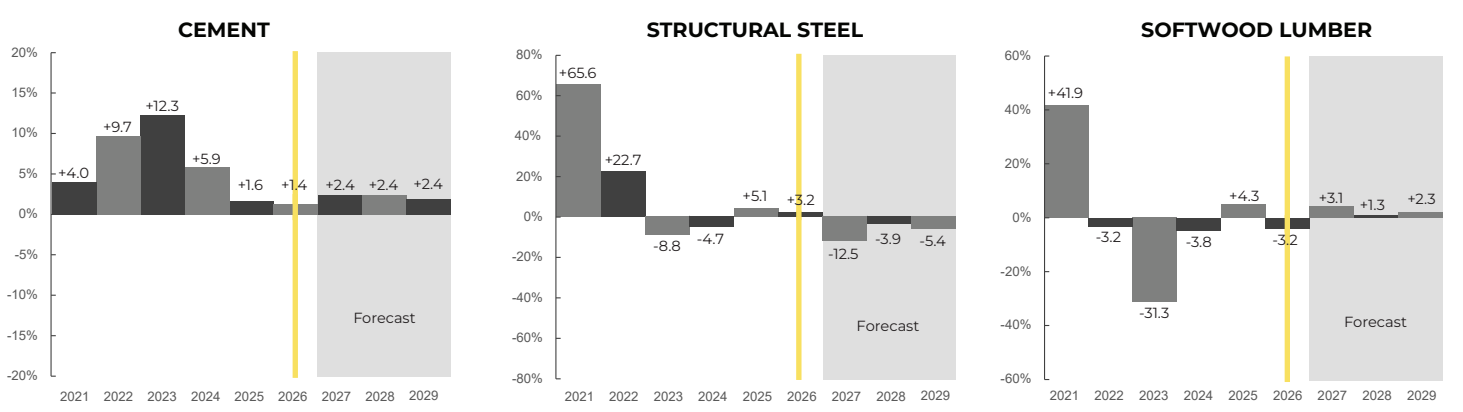
Trading Economics, Hot-Rolled Coil Steel

1-YEAR CONCRETE MARKET



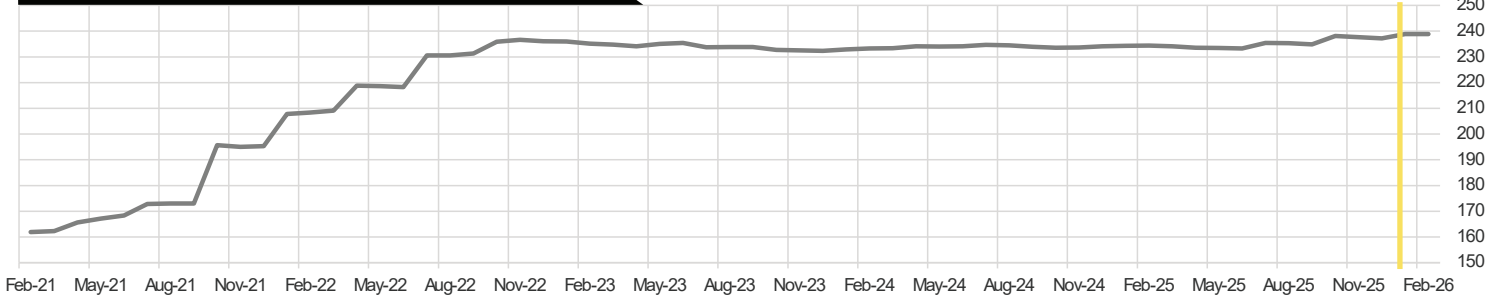
FRED Economic Data, Producer Price Index by Industry: Concrete Contractors, Nonresidential Building Work

MATERIAL FORECASTS



S&P Global Market Intelligence

5-YEAR INDUSTRY TREND



FRED Economic Data, Producer Price Index by Industry: New Warehouse Building Construction

— Current year. For informational purposes only. Proprietary and confidential.